

WEATHERTEX JOINING ACCESSORIES MADE FROM POLYCARBONATE / ABS ALLOY (PC/ABS)

TRADITIONAL JOINERS

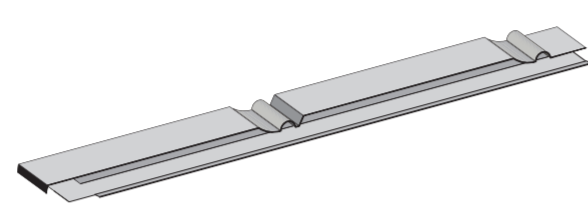
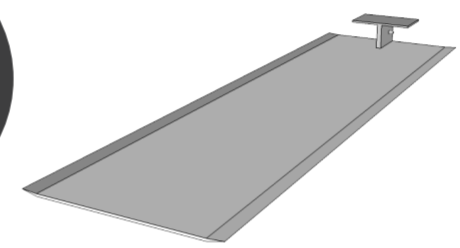
The preferred joining system for Weathertex. Joiners are designed to match their relevant range and profile.



Traditional Offstud Joiner

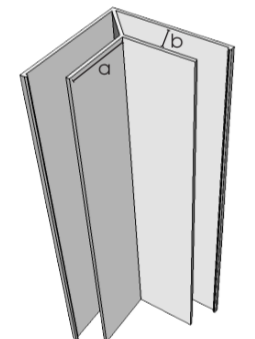
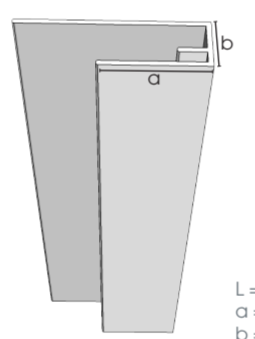
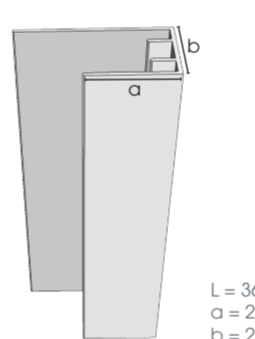
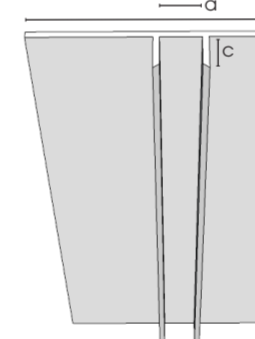
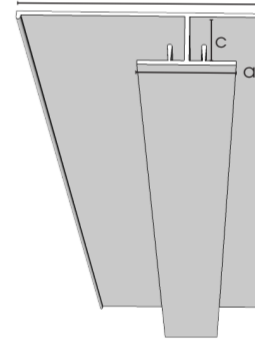
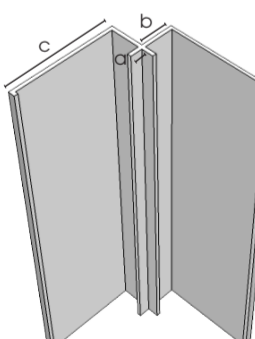
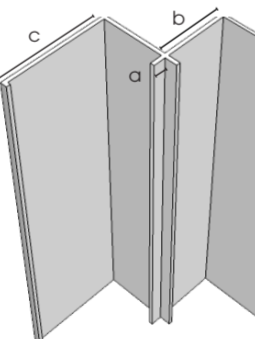
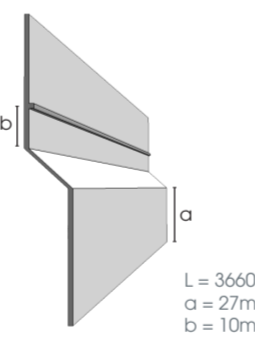
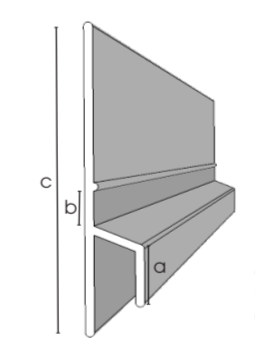
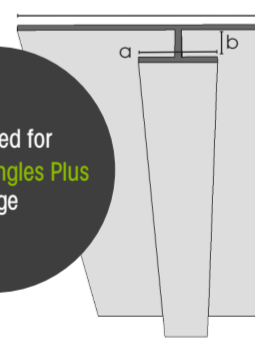
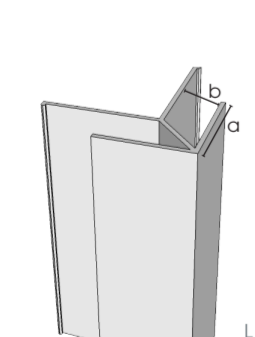
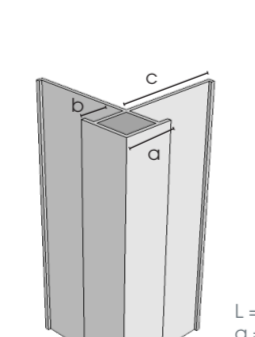
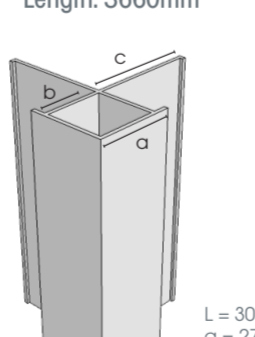
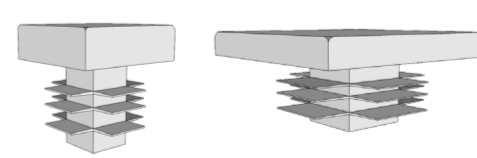
CONCEALED JOINERS

An Additional off stud joining option for Primelok.

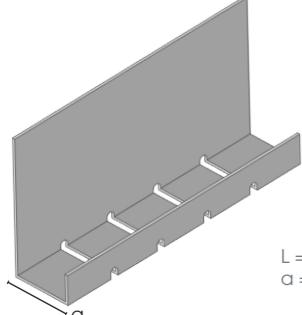
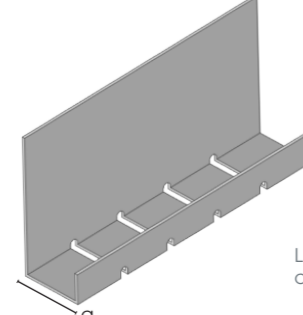
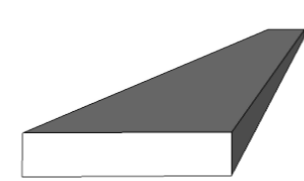
<p>200mm Off Stud Joiner</p>  <p>TRADITIONAL JOINERS For: Classic 200mm Weatherboards, Primelok Classic 200mm, Classic 300mm Weatherboards Ranges: 200 Smooth 200 Woodgrain 300 Smooth</p>	<p>Classic 300mm</p>  <p>RUSTICATED JOINERS For: Rusticated Smooth Ranges: 200 Smooth</p>	 <p>FEDERATION JOINERS For: Primelok Federation Smooth Primelok Federation Ruff-Sawn Ranges: 170 Smooth 170 Ruff-Sawn</p>	 <p>SHADOWWOOD JOINER For: Primelok Shadowwood Smooth Range: 170 Smooth</p>
 <p>MILLWOOD JOINERS For: Selflok Millwood Smooth Selflok Millwood Ruff-Sawn Ranges: 300 Smooth 300 Ruff-Sawn</p>	 <p>ECOGROOVE 150 JOINERS For: Selflok Ecogroove 150 Smooth Selflok Ecogroove 150 Woodsman Ranges: 300 Smooth 300 Woodsman</p>	 <p>ECOGROOVE 300 JOINERS For: Selflok Ecogroove 300 Smooth Selflok Ecogroove 300 Woodsman Ranges: 300 Smooth 300 Woodsman</p>	 <p>TEXWOOD JOINER For: Selflok Texwood Smooth Range: 300 Smooth</p>
 <p>COLONIAL JOINER For: Selflok Colonial Smooth Range: 300 Smooth</p>	 <p>PRIMELOK STARTER STRIP For: All Weathertex Primelok Weatherboards Length: 1830mm</p>	 <p>170MM CONCEALED JOINER For: Primelok 170 Weatherboards Length: 170mm</p>	 <p>200MM CONCEALED JOINER Primelok 200mm Weatherboards Length: 200mm</p>

Made from Colorbond. Used as the starting link for the first interlocking Primelok weatherboard spline.

TRIMTEC ACCESSORIES MADE FROM ANODISED ALUMINIUM

 <p>L = 3660mm a = 27mm b = 11mm</p> <p>SMALL INTERNAL LF CORNER For: Selflok Weatherboards, Weathergroove, EcoWall, Rubix</p>	 <p>L = 3660mm a = 27mm b = 11mm</p> <p>SMALL END STOP For: Selflok Weatherboards, Weathergroove, EcoWall, Rubix</p>	 <p>L = 3660mm a = 27mm b = 21mm</p> <p>LARGE END STOP For: Primelok Weatherboards, Rusticated, Classic ranges</p>	 <p>L = 3660mm a = 10mm b = 70mm c = 9mm</p> <p>DEEP CHANNEL JOINER For: EcoWall Length: 3660mm</p>	 <p>L = 3660mm a = 20mm b = 70mm c = 11mm</p> <p>LONG VERTICAL JOINER For: Selflok Weatherboards, EcoWall Length: 3660mm</p>
 <p>L = 3660mm a = 4mm b = 11mm c = 35mm</p> <p>SMALL INTERNAL CORNER For: Selflok Weatherboards, Weathergroove, EcoWall, Rubix</p>	 <p>L = 3000mm a = 4mm b = 21mm c = 35mm</p> <p>LARGE INTERNAL CORNER For: Primelok Weatherboards, Rusticated, Classic ranges</p>	 <p>L = 3660mm a = 27mm b = 10mm</p> <p>Z FLASHING For: Weathergroove, EcoWall - Other products as required Length: 3660mm</p>	 <p>L = 3670mm a = 10mm b = 10mm c = 73mm</p> <p>SMALL Z FLASHING For: Weathergroove, EcoWall - Other products as required Length: 3670mm</p>	 <p>L = 3660mm a = 11mm b = 5mm c = 50mm</p> <p>WEATHERGROOVE JOINERS For: Weathergroove Length: 2440, 2745, 3660 mm</p>
 <p>L = 3660mm a = 27mm b = 11mm</p> <p>SMALL EXTERNAL LF CORNER For: Selflok Weatherboards, Weathergroove, EcoWall, Rubix</p>	 <p>L = 3660mm a = 17mm b = 11mm c = 35mm</p> <p>SMALL EXTERNAL CORNER For: Selflok Weatherboards, Weathergroove, EcoWall, Rubix</p>	 <p>L = 3000mm a = 17mm b = 21mm c = 35mm</p> <p>LARGE EXTERNAL CORNER For: Primelok Weatherboards, Rusticated, Classic ranges</p>	 <p>CORNER PLUGS (Small & Large) For use with: Small or Large External Corner</p>	

CAVITY WALL SYSTEM MADE FROM COLORBOND (CLOSER) AND WEATHERTEX (BATTENS)

 <p>L = 1830mm a = 10mm</p> <p>SMALL CAVITY CLOSER Use with: Weathertex cavity battens and 10mm polystyrene thermal break strips</p>	 <p>L = 1830mm a = 20mm</p> <p>LARGE CAVITY CLOSER Use with: Thermal breaks or Weathertex cavity battens in lieu of the Primelok starter strip</p>	 <p>CAVITY BATTENS For: All cavity constructions 1220mm x 45mm, 9.5mm thick</p>
---	--	--



Traditional Small External Corner